

## Synga Micromanipulation Pipettes for IVF

For use with a micromanipulator. Sterile, MEA, non-toxic, safe for living cells. Individually sealed pipettes in a box.

The ends of all Synga micropipettes are fire polished to facilitate a smooth and easy insertion of the pipettes into the pipette holders.

### Packaging

SG Micromanipulation pipettes in our convenient colour coded pipette safe cases. The case is designed to minimise impact on environment and maximise safety & ease of manipulation.

## ICSI Injection SG Pipettes

For intracytoplasmic injection of sperm inside the oocyte. Blue colour coding.

**For a precise sperm aspiration and intracytoplasmic injection of the sperm into the oocyte minimising damage and allowing a smooth handling.**

- spiked tip to minimise damage to the oocyte
- shorter parallel wall section
- available in two angle options: 30° and 35°
- internal diameter: 4-5 µm
- tip to elbow length range: 800 – 1 000 µm

SG-X30S-10	ICSI Pipette with spike, ID 4-5 µm, angle 30°, pack: 10x1 pipette
SG-X35S-10	ICSI Pipette with spike, ID 4-5 µm, angle 35°, pack: 10x1 pipette



## SLIM SG Pipettes


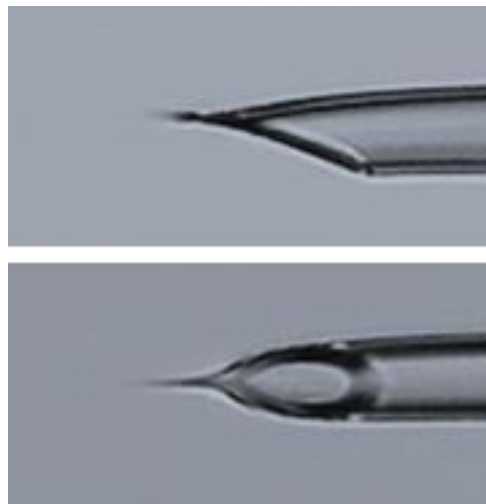
- spiked tip to minimise damage to the oocyte
- long parallel wall section suitable for multiple sperm loading
- available in two angle options: 30° and 35°
- internal diameter: 4-5  $\mu\text{m}$
- tip to elbow length range: 800 – 1 000  $\mu\text{m}$

Advantages: smooth control of sperm injection and cytoplasm draws back. Less cytoplasm draws back when breaking the oocyte membrane. Less damage to the oocytes with the thin pipette tips. Better fertilisation and embryo development.

**Multiple sperm can be loaded and injected.**

**Long parallel walls prevent the spermatozoa from turning tail first.**

SG-SLIMX30-10	ICSI SLIM Pipette with spike, ID 4-5 $\mu\text{m}$ , angle 30°, pack: 10x1 pipette
SG-SLIMX35-10	ICSI SLIM Pipette with spike, ID 4-5 $\mu\text{m}$ , angle 35°, pack: 10x1 pipette



## TESE SG Pipettes

Designed for easy separation of the spermatozoa from Sertoli cells and other debris after TESE procedure. Slightly larger OD and ID of TESE pipettes prevents their obturation by excessive amounts of debris and other cells.

- no spike
- available in two angle options: 30° and 35°
- internal diameter: 5-7 µm
- tip to elbow length range: 800 – 1 000 µm

SG-X30T-10	ICSI Pipette TESE, no spike, ID 5-7µm, angle 30°, pack: 10x1 pipette
SG-X35T-10	ICSI Pipette TESE, no spike, ID 5-7µm, angle 35°, pack: 10x1 pipette




## Holding SG Pipettes

For holding oocyte, embryo or blastocyst during intracytoplasmic sperm injection or biopsy. Red colour coding.

**High stability during ICSI and biopsy when a reliable steadiness of oocytes or embryos is needed.**

- rounded tip and polished opening
- high level of control of specimen
- available in two angle options: 30° and 35°
- two different diameters available for different techniques:
- smaller diameter ideal for holding an oocyte: OD 90-110 µm, ID 15-20 µm
- larger diameter ideal for embryo biopsy procedures: OD 110-130 µm, ID 20-23 µm
- tip to elbow length range: 500 – 600 µm

SG-H30a-10	Holding Pipette, OD 90-110 µm, ID 15-20 µm, angle 30°, pack: 10x1 pipette
SG-H35a-10	Holding Pipette, OD 90-110 µm, ID 15-20 µm, angle 35°, pack: 10x1 pipette
SG-H30b-10	Holding Pipette, OD 110-130 µm, ID 20-23 µm, angle 30°, pack: 10x1 pipette
SG-H35b-10	Holding Pipette, OD 110-130 µm, ID 20-23 µm, angle 35°, pack: 10x1 pipette



## Biopsy SG Pipettes

Pipettes with specific inner diameter for blastocyst, blastomere and Polar Body biopsy (preimplantation genetic testing). Yellow colour coding.


**Specially designed and fire polished to minimise the damage and to protect the cell membrane during biopsy.**

- flat pipette tips are specially polished to protect cell membrane damage
- available in two angle options: 30° and 35°
- four different internal diameters:
  - 10-15µm suitable for Polar Body Biopsy
  - 25-30µm suitable for Blastocyst Biopsy, Trophoectoderm, Day 5-6
  - 30-35µm suitable for Blastocyst Biopsy, Trophoectoderm, Day 5-6, Universal
  - 35-42µm suitable for Blastomere Biopsy Day 3
- tip to elbow length range: 1000 – 1200 µm

SG-B30B-10	Blastomere Biopsy, Day 3, ID 35-42µm, angle 30°, pack: 10x1 pipette
SG-B35B-10	Blastomere Biopsy, Day 3, ID 35-42µm, angle 35°, pack: 10x1 pipette

SG-B30Ta-10	Blastocyst Biopsy, Day 5-6, Trophoectoderm, ID 25-30µm, angle 30°, pack: 10x1 pipette
SG-B35Ta-10	Blastocyst Biopsy, Day 5-6, Trophoectoderm, ID 25-30µm, angle 35°, pack: 10x1 pipette
SG-B30Tb-10	Blastocyst Biopsy, Day 5-6, Trophoectoderm, Universal, ID 30-35µm, angle 30°, pack: 10x1 pipette
SG-B35Tb-10	Blastocyst Biopsy, Day 5-6, Trophoectoderm, Universal, ID 30-35µm, angle 35°, pack: 10x1 pipette

SG-B30P-10	Polar Body Biopsy, ID 10-15µm, angle 30°, pack: 10x1 pipette
SG-B35P-10	Polar Body Biopsy, ID 10-15µm, angle 35°, pack: 10x1 pipette



## Piezo Drill ICSI

Designed for Piezo assisted ICSI procedure using Micromanipulator with a piezo unit.  
Green colour coding.

SG-XPi25-10	Piezo Drill ICSI, angle 25°, pack: 10x1 needle
-------------	--

